

THE PROOF SHEET

Calendar of Club Events:

September 6, 7:30
Program Night
Manassas City Hall

September 20, 7:30
Competition Night
Manassas City Hall

October 20
Bridge Day
Fayetteville, WV

November 3
Andre Gallant Seminar
8:00am-4:30pm
Ferlazzo Building

November 11, 2007
Green Spring Gardens
Alexandria, VA

Inside this issue:

September Judge	2
Competitions/Programs	3
Competition Themes	4
MWCC Field Trips	5
Andre Gallant Seminar	6
Seminars & Events	7
Club Project	8
Light Painting	9
Membership Information	10
All About Competition?	10
Web Sites & NOVACC	11
Club Information	12

President's Corner by Andy Jezioro

Welcome back members and friends. September signals the start of a new club year and we hope to make this year another great one. Once again, your Board has been hard at work over the summer to plan another action packed club season.

One of our first orders of business will be to decide on a club Project. The club project is a way for us to all work on a common theme over the entire club year. The results of our efforts will be presented at the last general meeting of the year in May. See the article on the club Project in this issue for more information.

September and October are the months that we see the biggest increase in membership. For many members, camera club competition is a new thing, and may seem intimidating. I would recommend that all new members get in touch with Jennifer Carpenter, our competition chair, to get more information on the way our club competitions work. I would also recommend bringing some samples of your work so that we can assess your abilities and make recommendations as to which division your work should be entered. To get our new members off to a great start, we are going to host an event called "Meet, Greet, Mat and Compete" on Saturday October 6th. This event is designed to show new members how to prepare their prints for competition. Dee Akers will lead the event and will show members how to cut mats and mount prints. This event is not just for beginners and new members. I'm hoping as many members as possible turn out to get to know our new members and vice versa. Let's use this opportunity to share our collective knowledge with each other. Location and other details will be provided shortly. Please hold the date of October 6th open for this event.

On November 3rd, our club will be sponsoring an all day seminar with Andre Gallant. The seminar is entitled "Dreamscapes and Destinations". I would urge every member to attend this seminar; it is not to be missed. Andre is truly a world class photographer who will inspire you to take your photography to new highs. I highly recommend that you purchase your tickets early to take advantage of the \$10.00 discount that is available until September 30th. It will be the best money you will spend in a long time.

Sara Howell is planning a social event on the night of our Member's Night in December. If you have any ideas or would like to help out with the planning, please contact her.

As you can see, we have an action planned first half. This is in addition to a monthly meeting, competition night and field trips Karen Rexrode has planned. We offer something for everyone, no matter what your photographic tastes are. However, none of this happens without your involvement. We are always looking for a few good hands. As I often say, if everyone helps out a little bit, no job in the club becomes too hard to do. If you would like to help out the club in any way, please contact me or one of the Board Members. We'll find a way to put your talents to good use. Also consider bringing a friend to the next meeting. New members are always welcome. As we expand our membership, we get the resources to hold additional workshops, seminars and field trips.

If you are new to photography, we're here to help. Again, let me or one of the Board Members know that you are looking for some guidance, and we'll try to link you up with other members who can help you out.

SEPTEMBER COMPETITION- Open MEET OUR JUDGE—JOHN CONNELL

As this years VP of Competition I would like to present the club with a biography of the competition judges each month I hope you all have had a great summer and I look forward to seeing everyone in competition. ~ Jennifer Carpenter

John Connell is a retired Navy Officer and currently works as a science and technology program manager for the Department of Defense. He enjoys photographing birds, landscapes and his grandchildren. He became serious about digital photography in 2002 with the purchase of a point-and-shoot Canon. He learned about photography from his mentor, Leon Whittwer, from the Vienna Photography Society, and self-study. He has been an active Board member of Vienna Photographic Society and served as president for the past two years. He's been successful in monthly VPS competitions and the Meadowlark Photography Exhibition and has sold some of his work at local art and craft fairs. Below are a few words from John regarding the criteria on which he will judge:

“An invitation to judge a photo club competition contains within it an expectation that the judge will provide the means of accomplishing the club's goals for the competition. In other words, I believe a judge's primary responsibility is to provide "distinctions of merit" for the images entered into the competition. The judge must separate the images one from another and assign different "values" to the individual images. By so doing, awards can be made based upon the rules previously established by the club; first place, second place, third place, honorable mentions, etc. If time permits, and if the club desires, I believe it is extremely beneficial to provide the rationale used to make the distinctions of merit. This should be done so that club members will be encouraged to participate in future competitions and challenged to stretch and improve as photographers. It is incumbent on the judge to be informative, courteous, respectful and fair. A club member may disagree with the choices made, but should have a very clear understanding of why the judge made each decision. My photo competition judging criteria fall into two major categories: technical and creative.

Technical:

- ?? TECHNIQUE - focus, exposure, etc.
- ?? PRESENTATION - cropping, matting
- ?? COLOR BALANCE - selection of color for subject matter, creative use of color
- ?? LIGHTING - good use of light, dynamic lighting, light patterns, shadows, mood
- ?? PRINT QUALITY - strong contrast, dynamic range, good color balance, accurate colors
- ?? BASIC RULES - white whites, black blacks, vertical verticals, horizontal horizontals, rule of thirds, hot spots, no edge distractions, no amputations, proper separation, etc.

Creative:

- ?? IMPACT - first impression, power or strength, the "wow" factor, eye movement
- ?? STORY TELLING - complete story, curiosity aroused, mood or emotion induced, imagination evoked.
- ?? CREATIVITY - originality, fresh approach, unusual camera angle, focus, lighting, color, vantage point, etc.
- ?? COMPOSITION - placement of subject, lines, balance, proportions, symmetry, rhythm, repetition, weight, spaces, color, shades and tones
- ?? CENTER OF INTEREST - dominance of subject, balance of subjects, arrangement of objects, secondary subjects in proportion to main subject
- ?? SUBJECT MATTER - interpretation for subject matter, camera angle, timing, humor, surprises”



2007-2008 COMPETITION SCHEDULE

DATE	THEME
September	Open
October	Selective Focus
November	Nature
December	Open
January	Food/Beverage
February	Open
March	People
April	Reflections
May	Open

Judges, along with a profile, will be announced each month in the newsletter.

2007-2008 PROGRAM SCHEDULE

DATE	SPEAKER	TOPIC	WEBSITE
September	Ian Plant	Publishing photography - how to get your work in print	http://ipphotography.com/
October	Josh Taylor	TBA	http://archiphotoworkshops.com/
November	Corey Hilz	Montages, multiples and Photoshop techniques	http://coreyhilz.com/
January	TBA		
February	TBA		
March	TBA		
April	TBA		
May	TBA		

We encourage you to take some time to view each of the speakers' web sites to gain insight on the photographer and their work.

COMPETITION THEMES FOR 2008-2009

I'd like to correct an error on my part regarding the article in the August newsletter. For purposes of voting for the 2008-2009 club year, the following competition themes from the 2006-2007 and 2007-2008 club years will not be eligible:

- Shadows
- Macro
- Architecture
- Night Photography
- Selective Focus
- Food/Beverage
- People
- Reflections



The following themes mentioned in the newsletter WILL, in fact, be eligible for the 2008-2009 club year:

- Churches & Cemeteries
- Bridges
- Still Life
- Motion

For the remainder of August, I will be accepting suggestions for competition themes, to be voted on at the September 6th meeting. Any and all suggestions will be considered, with the exception of those listed above. The following themes have been suggested by your fellow club members:

- Glass & Mirrors
- Sky & Clouds
- Junk
- Barns
- Photojournalism
- Sports
- Travel
- Portraits
- Bugs & Insects
- Animals in Flight
- Still Life
- Shorelines
- Water
- Wind

Have a great summer and send me your suggestions at jncarpenter@gmail.com!! Again, we will vote on the 2008-2009 themes at the September 6th meeting. Hope to see you there!

Jen Carpenter



MWCC Field Trips

September 8, 2007 (Saturday)—Bull Run Street Rods

Photograph old cars and street rods. Sponsored by the Bull Run Street Rods Association, runs from 4 - 11 PM. Burger King at 10991 Nokesville Rd., Manassas, VA (703) 392-0017., near Manassas airport. Meet at 6:30. Best lenses: wide angle, macro. Tripods will be necessary. Once the sun

goes down there are also possibilities for some light painting. I have found that the small portable lights used for reading or automotive work are ideal, creating small streaks. Colored gels can be taped on the end to add color. This is a new venture for us and I have to remind you that we can't touch the cars.

October 20th, 2007 (Saturday) —Bridge Day

I have attended this event for the last 2 years and not only is it a lot of fun but there are lots of fabulous places to photograph nearby as well as on the way to and from Fayetteville, West Virginia. The famous Glade Creek Grist Mill is very near by - <http://www.babcocksp.com/> as well as Cranberry Glades - http://www.fs.fed.us/r9/mnf/sp/cranberry_glades.html and Dolly Sods is an easy side trip for the drive home - http://www.fs.fed.us/r9/mnf/sp/dolly_sods_wilderness.htm

Bridge Day - <http://www.bridgeday.info/> draws a big crowd and local hotels fill up for the event. I suggest that anyone that plans on attending book a hotel room now. Here is a link to hotels and motels - <http://hotel-guides.us/west-virginia/summersville-wv-hotels.html>. I will be staying at the Hampton Inn in Summersville, phone # 304-872-7100 for Friday and Saturday night. Summersville is a perfect location as the bridge is just down the road 20 miles (South). Plan on bringing your very fastest lens to shoot jumpers on Bridge Day. Arrive at 9:00 AM, or before, to get on the bridge as it opens. They are restricting camera bags so make sure you have a lens that can multi-task or have a camera vest to pack more. Tripods won't work with that many people around unless you want to situate yourself at the end of the bridge with a 500MM (or more) lens. There are always opportunities to take pictures of the jumpers as they are lined up. A consideration for our theme of "People" for the upcoming competition year. The timing for this event is also great for fall color so plan on allowing yourself extra time to drive there (or back) because you will find the surrounding color irresistible. We can meet in the evening for dinner the Friday before in Summersville, so I can brief everyone on what will happen on Saturday as well as Saturday evening. It's a lot of fun.

November 11, 2007—Green Spring Gardens

Early morning shoot - 7:30 AM. This park is located on the edge of Annandale and Alexandria. The address is: 4603 Green Spring Road, Alexandria, VA 22312. The easiest way to get there is from the beltway (495), exit 52 A-B, toward Annandale. Go 3.3 miles on Little River Turnpike or 236, left on Braddock and right on Witch Hazel Rd. The gate to the park will probably be closed but there are parking places on both sides, before the gate. Park is open from dawn to dusk. Sunrise is at 6:46 AM. Bring tripod and various lenses. Many things to take pictures of, the Northern Virginia Photographic Society meets there every month.

Any questions can be directed to me, Karen Rexrode, phone # 703 327-6413, cell phone # 703-609-7180

A Photography Seminar With André Gallant November 3, 2007

Featuring:

Travel photography
People Photography
Slide-montages
Digital Photography
Self-assignments
Lens Selection
Tripods
Macro-photography
Field Problems and Solutions



and his Creative Photography

The Manassas-Warrenton Camera Club is proud to present a photography seminar titled “Dreamscapes and Destinations” presented by André Gallant, a well known and world class photographer.

Location: Ferlazzo Office Building Auditorium
Prince William County
15941 Donald Curtis Drive
Woodbridge, VA

Time: 9:00 AM to 4:30 PM with the doors opening at 8:00 AM
(1 ½ hour lunch break)

The auditorium has theater seating, handicapped seating areas, and ample free parking. The seminar's prices are \$60.00 through September 30 and \$70.00 after that date. Payment must be by cash or check (payable to MWCC Seminars) only. Students will be given a \$10.00 discount and must present their student ID card at the door. After registering, the attendees will be sent tickets, directions to the building, and a listing of hotels in the area if you wish to stay overnight. An application form for tickets and additional information can be found at <http://www.mwcc-photo.org>. Additional Information will be mailed to all camera clubs in time for their September 2007 meeting.

Coffee, tea, and pastries in the morning and afternoon beverages are included in the price and the Café in the building will be open for breakfast and lunch. There are several restaurants within 3 miles of the building where you can purchase lunch.

Several door prizes have been donated by Photo Art Imaging (www.EnlargePhotos.com), Virginia Digital Photo Safaris (www.vasafaris.com), and Frame and Design of Burke, VA.

For further information or to answer your questions, contact Gordon Tassi at gtassi22193@comcast.net.

Seminars & Events

Lightroom Tour with Scott Kelby—Monday, September 10, 2007, Washington DC Convention Center

If you love digital photography, but the managing, sorting, and developing of hundreds of images is really bogging you down, then come and spend just one day with Scott Kelby, Editor and Publisher of Photoshop User magazine, and the world's #1 bestselling Photoshop author as he unlocks the secrets of the "New Digital Photography Workflow" using Adobe Lightroom and Adobe Photoshop. For more information go to the [Lightroom Tour Live Website](#)

Seminar on Camera Club Judging with Joe Miller—September 30, 2007

On Sunday, September 30, 2007, Joe Miller will offer a **Seminar on Camera Club Judging** to be held from 11:00 AM to 5:00 PM in his Center for the Photographic Arts, 4811 Catharpin Road, Gainesville, VA. The purpose of the seminar is to improve the knowledge and understanding of camera club competitions. Among the many subjects covered will be what criteria a judge should look for when judging, and in turn what a competitor should consider when entering an image. The seminar will examine different levels of competitions -- monthly, end-of-year, and exhibitions. Who should attend the **Seminar on Camera Club Judging**? Those who believe they have the potential (and the desire) to become a camera club judge, VPs of competitions, and other officers/club members who are interested in learning more about the judging process. Due to the thorough and comprehensive nature of the seminar, enrollment will be limited to 12 participants. The cost will be \$70 per person. It is expected this seminar will fill quickly so don't delay in registering your interest for this unique educational opportunity. For further information please contact Joseph Miller furnfoto@aol.com

Corey Hilz Garden Photography Workshop—Saturday and Sunday, October 13 & 14

Join Corey Hilz for a two-day workshop at a private garden in Gainesville, Virginia. The workshop will include outdoor photography sessions, classroom instruction and critiques. Corey will work individually with participants to answer questions and help them capture the picture they envision. We'll be photographing in the lush garden of a professional landscaper. The garden offers photographers excellent opportunities including a diverse collection of plants and flowers, as well as sculptures, insects, a waterfall and a greenhouse. Fall offers a unique color palette, including colorful grasses and foliage. The workshop is scheduled so participants are photographing during the best light of the day. The Saturday session starts in the afternoon with a lecture and then the rest of the time is spent photographing the garden in late afternoon light. There is an optional photography session Sunday morning starting at 7:30 am. This session begins shortly after sunrise to take advantage of the morning light. Plan on coming to both shooting sessions to take full advantage of this photographic opportunity. After photographing in the morning there will be a short presentation, then the rest of the workshop will be devoted to a critique of participants' photographs. Critiques are a key component to improving your photography. Besides receiving feedback on your photographs, you'll learn from the photographs of others.

Schedule: Saturday, 2:00 pm – 6:00 pm (presentation and photography session); Sunday, 7:30 am – 10:00 am (optional photography session) and 10:00 am – 1:00 pm (presentation and photo critiques)

Fee: \$125; Register online at [Corey Hilz Photography](#), Select 'Classes & Workshops'. For more information contact Corey Hilz, corey@coreyhilz.com or 703.473.4618

The Corcoran Gallery Presents:

Annie Leibovitz—A Photographer's Life, 1990--2005

October 13, 2007 -- January 13, 2008

Ansel Adams Exhibit at Corcoran Gallery

September 15, 2007 -- January 27, 2008

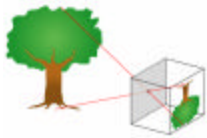
For more information on these exhibits and to purchase tickets visit the [Corcoran Gallery Website](#).

2007-08 Club Project

At the September meeting, I will be asking members to vote on the club project. The club project is an opportunity for the membership to work on a theme over the entire year. Unlike competition themes that run for a single month, the club project is intended to allow us the luxury of a long term involvement with some aspect of photography. The club project is not only about photography, but has a social component as well. The ideal club project will really enable us to work together as a body of members throughout the year to improve our work and challenge each other.


Last year, our club project involved taking images within Prince William County. All of the member's images were presented at the May meeting. The best 20 images as judged by the membership were framed and placed on permanent exhibition at the Prince William County Senior Center in Manassas. Before presenting the images to the center, they were on display at our annual awards banquet.

This year the board has selected four projects for consideration:



Simple photography with a simple camera. This would involve a Holga, pinhole, disposable, or a film and/or digital camera using a Lensbaby. The idea is to be creative with minimal equipment. We would create a series of social events, field trips and workshops over the year where we could work as a club on the project.

Pick a location and make multiple trips to photograph in all kinds of light and weather condition. Again ideally we would do this as a group. It would allow us to return to a scene many times to photograph the subject at all times of the day, in all types of weather. Members would really get to know a subject and to work it to its fullest potential.



Crayola Crayon. We would take a full box of crayons and empty them in a bucket or a box. Everyone draws a crayon and that is their "color" for the year. They can shoot only the crayon (great macro project) or use just that color as the theme in all their images for the year. At the end of the year we will present our "rainbow of color".

Images to Music. The club would choose a song like Paul Simon's "Kodachrome", Lee Greenwoods "Proud to be an America", or "Wonderful World". Whatever song we chose, we would provide the lyrics to all members and they shoot images throughout the year that best represent the images they think of as they "sing" the song. We would have the images judged by the club at the end of year May program night. We would take the full collection of those chosen and a group will spend next summer putting the images together into a digital show along with the music. We would present it at either the September or October program night meeting in 2008.



As you consider the choices, please keep in mind the goals of this project: To stretch your creative abilities, to work together as a body of members, not as individuals, and to

“Have Fun and Take Pictures.”

Light Painting Field Trip by Karen Rexrode

Late one summer evening, a few members of MWCC visited Mt. Zion Church on Route 50 to do some light painting as a field trip. Light painting has become very popular with a small group from the camera club, due in large part to Don Rosenberger who frequently entices us with links on the internet (just Google Don to see). Requirements for light painting include flash lights (of all sorts), a tripod, a digital camera that shoots RAW (preferably), and darkness.

With Don's guidance we have done very well over the summer, visiting a few places with him, a few without. Most images take about 30 seconds and the camera should be set on -2 compensation to counteract the camera's desire to add more light to the scene. Flashlights are used in a continuous shaky motion so hot spots don't form. The best thing about light painting might be the mystery. The photographer can take shot after shot and be amazed each time with variable results. Once it really gets dark, it also changes how you see everything. What may have been quite boring comes to life.

Some examples of local light painting accompany this article. I encourage everyone to explore this type of photography.



Membership Information

Visitors and Guests are always welcome!

Annual Dues

Single \$30.00

Additional Family Members (Spouse/Children) **\$15.00**

Students (High School or College students carrying at least 9 semester hours) **\$15.00**

We are always happy to see new faces at our meetings. If you feel you might be interested in joining our Club, please feel free to attend any of our meetings and check us out. Membership applications will be available at each meeting. Doors open at 7:00, which will give you plenty of time to fill out the form and meet some of our members. Our meetings begin at 7:30. [Click here for directions to the Manassas City Hall.](#)

If you are an existing member, we encourage you to pay your annual dues as soon as possible. If you want to participate in the club competitions, you must be a member in good standing and have paid your annual dues.

We look forward to seeing you and beginning another great year.

It's All About Competition—Isn't It? **By Sharon Eisenzopf**

Monthly themes have been posted. Competition is looming. We are all trying to get that “perfect shot”. The pressure is on for the upcoming year with judges analyzing our photos. Isn't this what we strive for? Isn't this our sole purpose of being a part of the club? Perhaps. But photography can also be fun and less stressful.

I am always looking for creative ways to use my photos. For example, I have a group of friends that get together at the end of the school year for a week in Corolla, NC. One of them (fortunately for us) owns a beach house and we have an annual trip the week after school gets out to unwind from the school year. This past summer, one of our friends couldn't make the trip due to family obligations. But she was in our thoughts! We knew her birthday was coming up in July and wanted to do something special for her. So, we brainstormed on the beach and came up with the idea of creating a calendar. Of course, being the only photographer of the group, I was assigned to take the pictures. I can't say that these would be pictures that I would enter for competition, but it sure was fun coming up with shots to put in the calendar that would have meaning for our friend.

At our last “Meet & Greet” in August, one of our members, Anatoly, brought some ceramic tiles

that were superimposed with his photographs. You can see his inspirational photos that he used at [Photo Tiles](#). I thought, as perhaps others, what a great gift this would be for friends and family or even as a money-making venture. Here are a couple of commercial sites that I was able to find that put photographs on tiles:

[Image Snap](#)

[Tile Pix](#)

Photography is my hobby. I enjoy the challenge of learning about the art and becoming technically better. However, I also know that I am always looking to share my creativity with those that are close to me in a way that they will understand. Many online photo sharing sites, such as Snapfish, Flickr, Shutterfly and Smugmug offer personalized gifts. You can also Google “photo gifts” to search for sites that offer these services.

In conclusion, focus on the competition side; but also, let photography be fun. Do some creative things with your photos that friends and family will truly enjoy.

Learn to share in a different way.

Exploring the WWW of Photography

Each month we would like to feature websites that provide tutorials and information on photography. If you come across an interesting site that you would like to share with fellow club members, please send me the link with a brief description and I will include it in the next newsletter.

Sharon Eisenzopf
Newsletter Editor
bbsle@comcast.net



PhotographyTips.Com—<http://www.photographytips.com/> - Tips, tricks and techniques to improve your photography

PopPhoto—<http://www.popphoto.com/> - Online home of popular photography and imaging

Digital Photography School—<http://digital-photography-school.com/blog/> - Tips and techniques on digital photography

EPhotoZine—<http://www.ephotozine.com/learn/techniques> - From focal lengths and fill-flash to Hollywood portraits, using metering and shooting classic cars there's techniques for everyone. There are also cover photo editing techniques showing how to create speed, grainy black and white, add creative edges, replace backgrounds and more.

Northern VA Camera Clubs (NOVACC)

Manassas Warrenton Camera Club

Meetings are held on the 1st and 3rd Thur. at 7:30 pm, Manassas City Hall, Old Town Manassas, or as indicated.

<http://www.mwcc-photo.org/>

McLean Photography Club

Meetings are held on the 2nd Wed. at 7:30 pm (meet & greet at 7:00 pm), at the McLean Community Center, or as indicated.

<http://www.mcleanphoto.org>

Northern Virginia Photographic Society

Meetings are held at 7:30 pm at Dunn Loring Fire Station, 2148 Gallows Rd., Dunn Loring, Va.

<http://www.nvps.org>

Reston Photographic Society

Meetings are held at 7:30 pm at RCC Hunters Woods, rooms 3 & 4.

<http://www.leagueofrestonartists.org/>

Vienna Photographic Society


Meetings are held on the 1st and 3rd Wed. at 7:30 pm in the main lecture hall of the Thoreau Middle School, 2505 Cedar Lane, Vienna, VA.

<http://www.vps-va.org>



WELCOME TO THE MANASSAS WARRENTON CAMERA CLUB

Improve your photography and meet new friends!



The club year runs from September through May with an awards banquet in June. The usual schedule is the first Thursday of each month is for Programs and the third Thursday is for Competitions.

Meetings are held:

**Manassas City Hall
9027 Center St.
Old Town Manassas**

The doors open at 7 p.m. and the meetings start at 7:30 p.m. We also offer workshops, club field trips and an annual club assignment.

MWCC WEB SITE

[HTTP://WWW.MWCC-PHOTO.ORG](http://www.mwcc-photo.org)

Members of: [Photographic Society of America](#)
[Northern Virginia Alliance of Camera Clubs](#)

2007-2008 Officers and Chairpersons

Board of Directors

President	Andy Jezioro	president@mwcc-photo.org
1st Vice President	Dan Jenkins	Vice-president@mwcc-photo.org
VP—Competitions	Jennifer Carpenter	Vp-competitions@mwcc-photo.org
VP—Programs	Sara Howell	Vp-programs@mwcc-photo.org
Treasurer	Barbara Jezioro	treasurer@mwcc-photo.org
Secretary	Dee Akers	secretary@mwcc-photo.org
Newsletter Editor	Sharon Eisenzopf	editor@mwcc-photo.org

Committee Chairpersons

Publicity	Maureen Roberts	publicity@mwcc-photo.org
Public Relations	Gordon Tassi	Public-relations@mwcc-photo.org
Field Trips	Karen Rexrode	fieldtrips@mwcc-photo.org
Webmaster	Gene Wells	webmaster@mwcc-photo.org
Workshops	Max English	workshops@mwcc-photo.org
Projectionist		
Librarian		
PW Council of the Arts		
Meadowlark Coordinator		